

# V.T.Choksi Sarvajanik college of Education, Surat

Student Satisfaction Survey (NAAC) (2018 - 19)

\* Required

1. A. Please confirm this is the first and only time you answer this survey. \*

Mark only one oval.

yes

no

2. B. Age \*

3. C. College Name : \*

4. D. Gender \*

Mark only one oval.

Female

Male

Transgender

Regarding Teaching Learning Process



  
VC PRINCIPAL  
V.T. Choksi Sarvajanik College of Education  
Surat.

# V.T.Choksi Sarvajanik college of Education, Surat

Student Satisfaction Survey (NAAC) (2018 - 19 )

\* Required

1. A. Please confirm this is the first and only time you answer this survey. \*

*Mark only one oval.*

yes

no

2. B. Age \*

3. C. College Name : \*

4. D. Gender \*

*Mark only one oval.*

Female

Male

Transgender

Regarding Teaching Learning Process

5. How much of the syllabus was covered in the class? \*

*Mark only one oval.*

- 85 to 100%
- 70 to 84%
- 55 to 69 %
- 30 to 54%
- Below 30 %

6. How well did the teachers prepare for the classes? \*

*Mark only one oval.*

- Thoroughly
- Satisfactorily
- Poorly
- Indifferently
- Won't teach at all

7. How well were the teachers able to communicate? \*

*Mark only one oval.*

- Always effective
- Sometimes effective
- Just Satisfactorily
- Generally ineffective
- Very poor Communication

8. The teacher's approach to teaching can best be described as \*

*Mark only one oval.*

Excellent

Very good

Good

Fair

Poor

9. Fairness of the internal evaluation process by the teachers. \*

*Mark only one oval.*

Always fair

Usually fair

Sometimes unfair

Usually unfair

Unfair

10. Was your performance in assignments discussed with you? \*

*Mark only one oval.*

Every time

Usually

Occasionally/ Sometimes

Rarely

Never

11. The institute takes active interest in promoting internship, students exchange, field visit opportunities for students. \*

*Mark only one oval.*

- Regularly  
 Often  
 Sometimes  
 Rarely  
 Never

12. The teaching and mentoring process in your institution facilitates you in cognitive, social and emotional growth. \*

*Mark only one oval.*

- Significantly  
 Very well  
 Moderately  
 Marginally  
 Not at all

13. The institution provides multiple opportunities to learn and growth. \*

*Mark only one oval.*

- Strongly agree  
 Agree  
 Neutral  
 Disagree  
 Strongly disagree

14. Teachers inform you about your expected competencies, course outcomes and programme outcomes. \*

*Mark only one oval.*

- Every time  
 Usually  
 Occasionally/ sometimes  
 Rarely  
 Never

15. your mentor does a necessary follow up with an assigned task to you. \*

*Mark only one oval.*

- Every time  
 Usually  
 Occasionally / Sometimes  
 Rarely  
 Never

16. The teachers illustrate the concepts through examples and applications. \*

*Mark only one oval.*

- Every time  
 Usually  
 Occasionally / Sometimes  
 Rarely  
 Never

17. The teachers identify your strengths and encourage you with providing right level of challenge. \*

*Mark only one oval.*

- Fully  
 Reasonably  
 Partially  
 Slightly  
 Unable to

18. Teachers are able to identify your weaknesses and help you to overcome them. \*

*Mark only one oval.*

- Every time  
 Usually  
 Occasionally / sometimes  
 Rarely  
 Never

19. The institution makes effort to engage students in the monitoring, review and continuous quality improvement of the teaching learning process. \*

*Mark only one oval.*

- Strongly agree  
 Agree  
 Neutral  
 Disagree  
 Strongly disagree

20. The institute / teachers use students centric methods, such as experiential learning, participative learning and problem solving methodologies for enhancing learning experiences. \*

*Mark only one oval.*

- To a great extent
- Moderate
- Some what
- Very little
- Not at all

21. Teachers encourage you to participate in extracurricular activities. \*

*Mark only one oval.*

- Strongly agree
- Agree
- Neutral
- Disagree
- Strongly disagree

22. Efforts are made by the institute / teachers to inculcate soft skills, life skills and employability skills to make you ready for the world of work. \*

*Mark only one oval.*

- To a great extent
- Moderate
- Some what
- Very little
- Not at all



23. What percentage of teachers use ICT tools such as LCD projector, Multimedia, etc. while teaching. \*

Mark only one oval.

- Above 90%
- 70 - 89 %
- 50 - 69 %
- 30 - 49 %
- Below 29 %

24. The overall quality of teaching learning process in your institute is very good. \*

Mark only one oval.

- Strongly agree
- Agree
- Neutral
- Disagree
- Strongly disagree

25. Give three observation / suggestions to improve the overall teaching - learning experience in your institution. \*

This content is neither created nor endorsed by Google

Google Forms



  
VC PRINCIPAL  
V.T. Choksi Sarvajank College of Education  
Surat.

No. of Students Participated in the Survey: 96

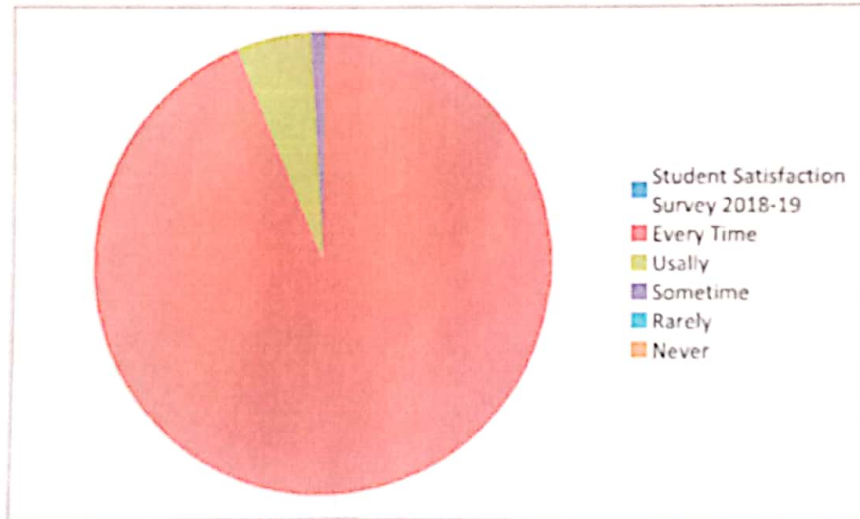
### Result and Report of the Survey

Students were asked 20 questions in this survey. The responses of the students are analyzed here according to the answer.

1. How much of the syllabus was covered in the class?

In answer to this question 90(93.75%) students said Every time, 5(05.20%) students said usually while 1 students said Sometimes.

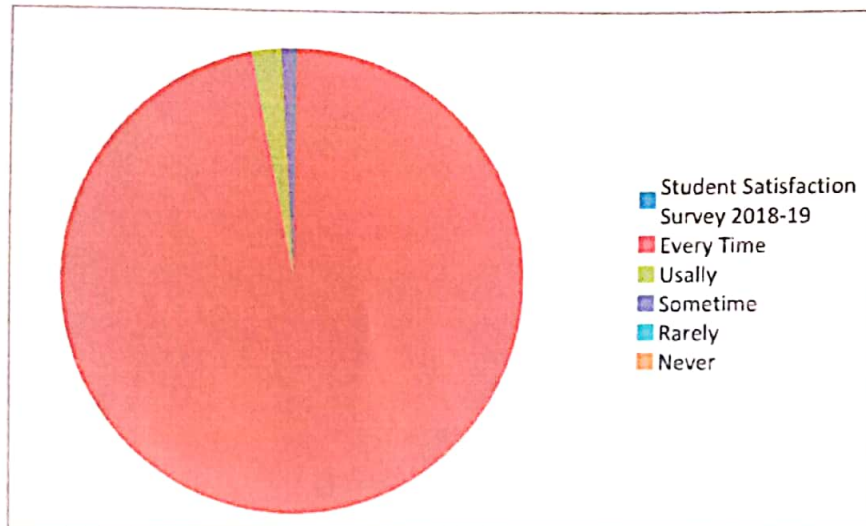
It can be said that according to most of the students the course was completed every time.



*[Signature]*  
VC PRINCIPAL  
V.T. Choksi Sarvajanik College of Education  
Surat.

2. How well did the teachers prepare for the classes?

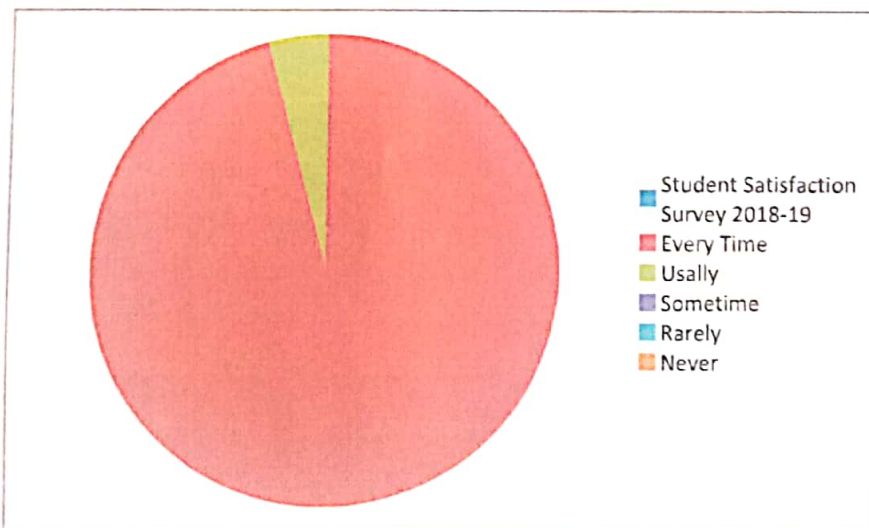
In answer to this question 93 (96.87%) students said **thoroughly**, 2 (2.08%) students said **Satisfactory** while 1 (1.04 %) students said **Poorly**.



It can be said that according to most of the students the teachers thoroughly prepare for the classes.

3. How well were the teachers able to communicate?

In answer to this question 92 (95.83%) students said **Always Effective** while 4 (4.17%) students said **Sometimes Effective**.



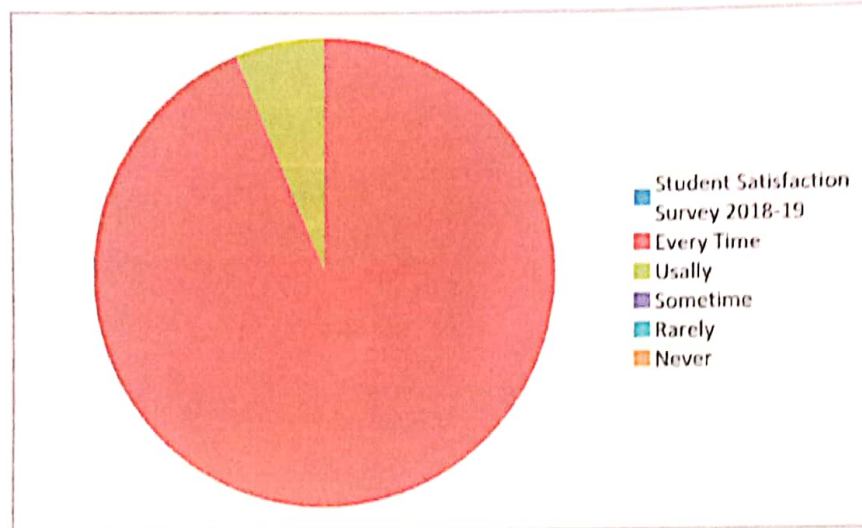
It can be said that according to most of the students the teachers able to communicate Always Effective.



*Signature*  
VC PRINCIPAL  
V.T. Choksi Sarvajanik College of Education  
Surat.

4. The teacher's approach to teaching can best be described as

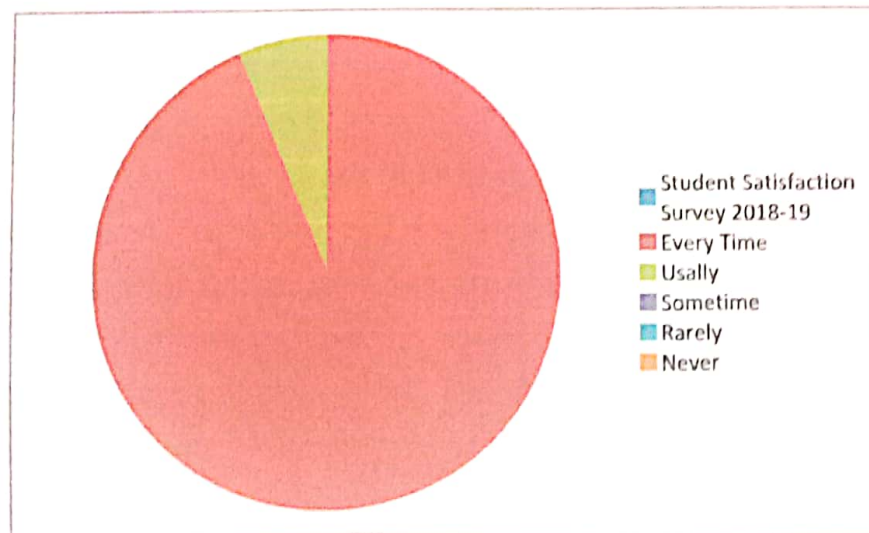
In answer to this question 90 (93.75%) students said Excellent while 06 (6.25 %) students said Very Good.



It can be said that the teacher's approach to teaching can best be described as Excellent and Very Good.

5. Fairness of the internal evaluation process by the teachers

In answer to this question 90 (93.75 %) students said Always fair while 06 (06.25 %) students said usally fair.



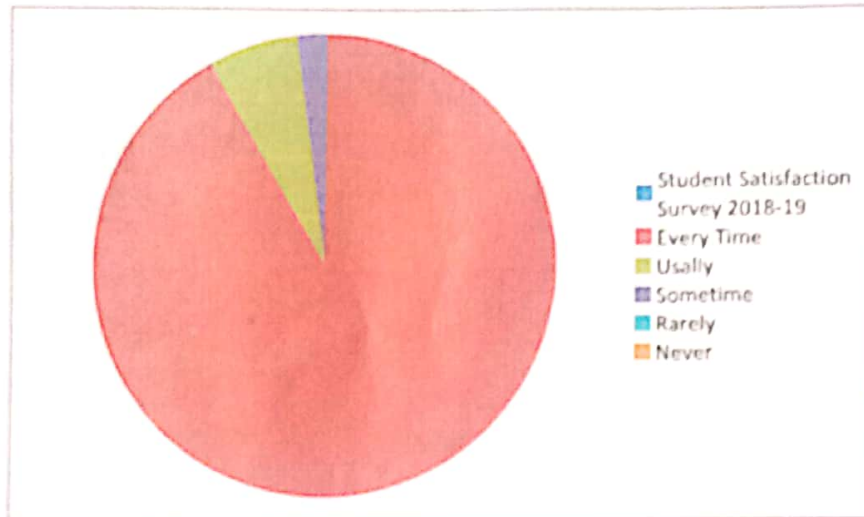
It can be said that Fairness of the internal evaluation process by the teachers always fair.



*[Signature]*  
VC PRINCIPAL  
V.T. Choksi Sarvajank College of Education  
Surat.

6. Was your performance in assignments discussed with you?


In answer to this question 88 (91.66 %) students said Every time, 06 (6.25 %) students said usually while 02 (2.08 %) students said Occasionally/Sometimes.



It can be said that Students performance in assignments were discussed with them Every Time according to most of the students.

7. The institute takes active interest in promoting internship, student exchange, and field visit opportunities for students.

In answer to this question All 96 (100 %) students said regularly.



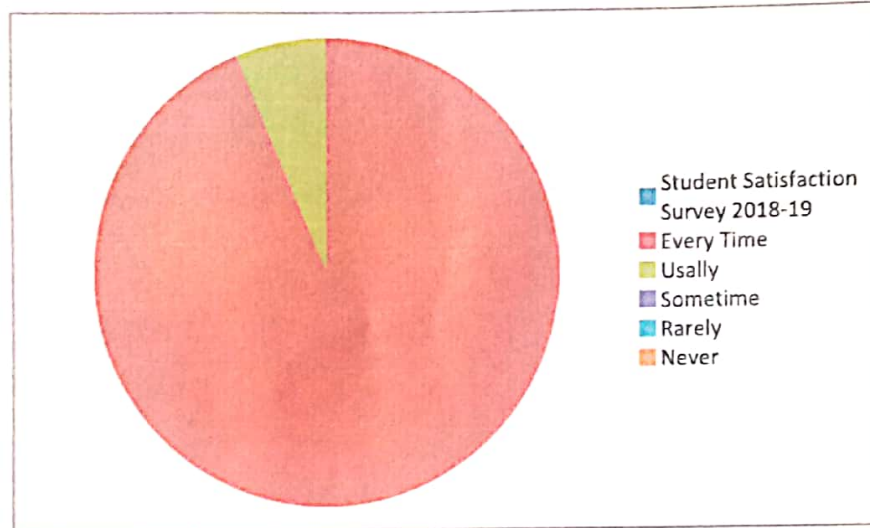
It can be said that the institute takes regularly active interest in promoting internship, student exchange, and field visit opportunities for students.



*[Signature]*  
VC PRINCIPAL  
V.T. Choksi Sarvajani College of Education  
Surat.

8. The teaching and mentoring process in your institution facilitates you in cognitive, social and emotional growth.

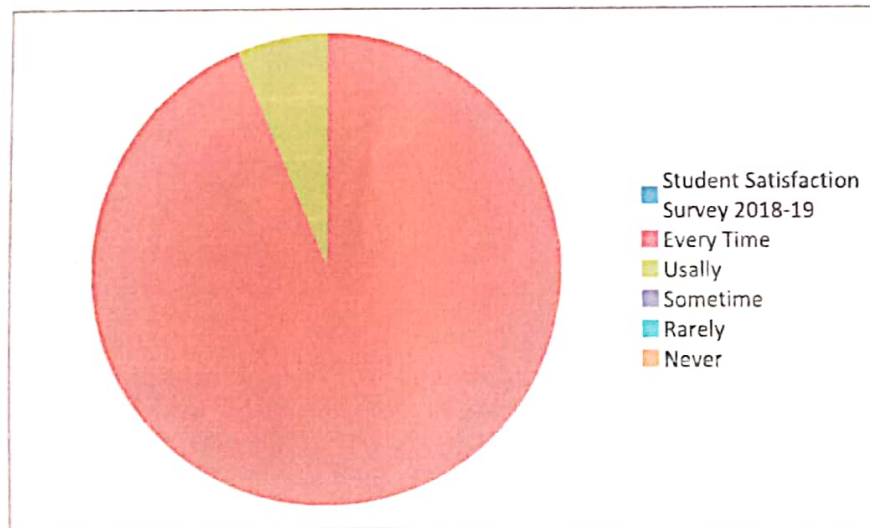
In answer to this question 90 (93.75 %) students said significantly while 06 (6.25%) students said Very well.



It can be said that the teaching and mentoring process in the institution facilitates students significantly in cognitive, social and emotional growth.

9. The institution provides multiple opportunities to learn and grow

In answer to this question 90 (93.75%) students said Strongly agree while 06 (6.25 %) students said Agree.



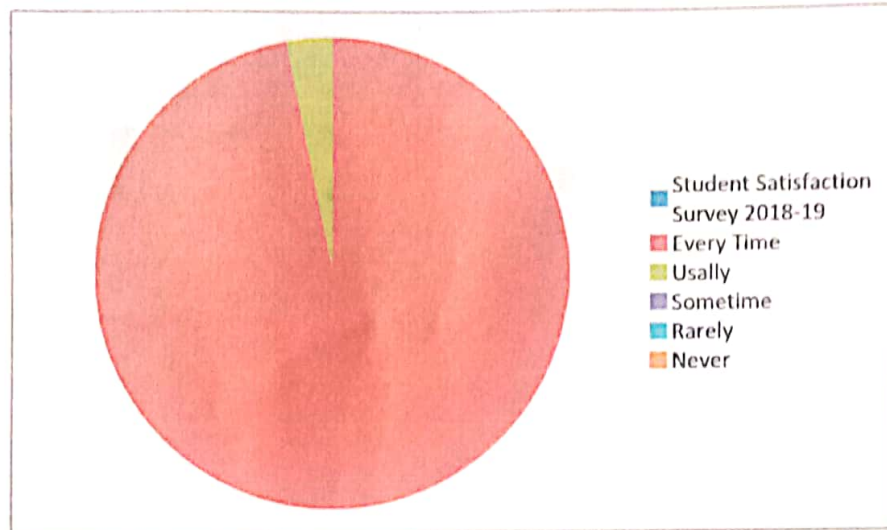
It can be said that the institution provides multiple opportunities to learn and grow.



*V. T. Choksi*  
VC PRINCIPAL  
V.T. Choksi Sarvajanik College of Education  
Surat.

10. Teachers inform you about your expected competencies, course outcomes and programme outcomes.


In answer to this question 93 (96.87%) students said every time while 03 (3.12%) students said usually.



It can be said that the Teachers inform the students every time about their expected competencies, course outcomes and programme outcomes.

11. Your mentor does a necessary follow-up with an assigned task to you.

In answer to this question All 96 (100%) students said Every Time.



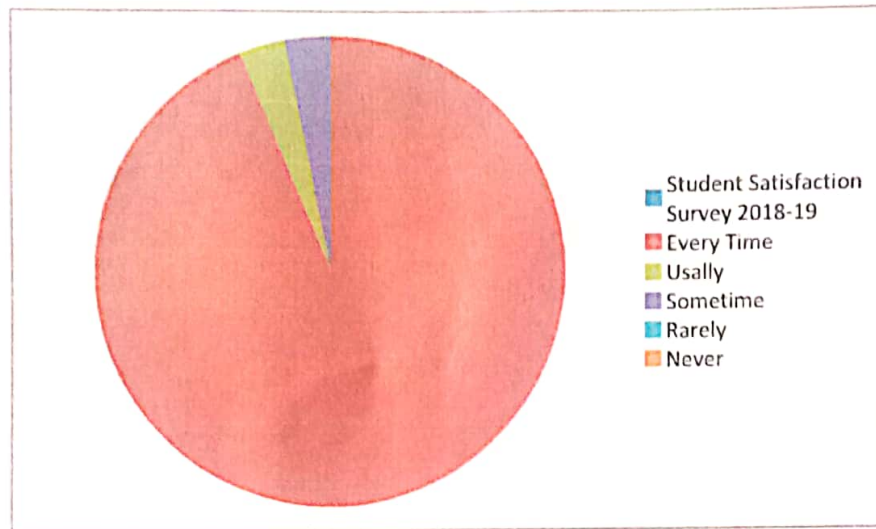
It can be said that Students mentors do a necessary follow-up with an assigned task.



  
VC PRINCIPAL  
V.T. Choksi Sarvajanik College of Education  
Surat.

12. The teachers illustrate the concepts through examples and applications.

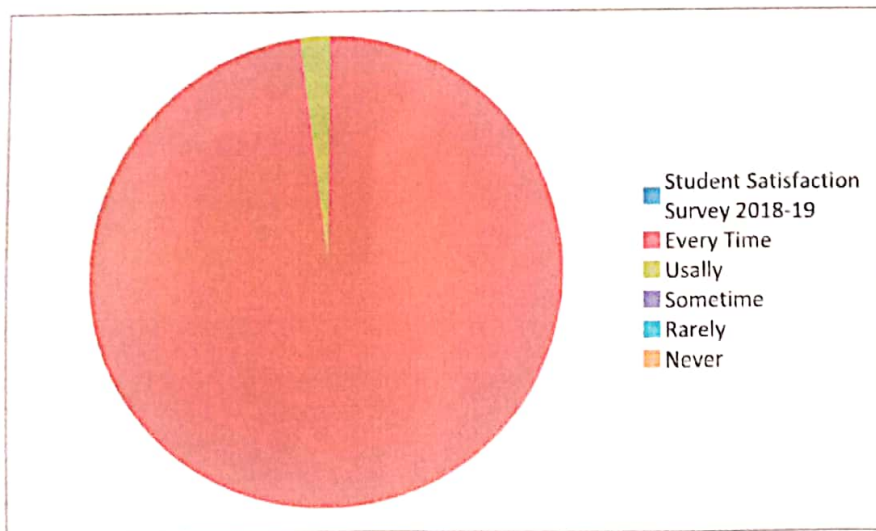
In answer to this question 90 (93.75%) students said **Every time**, 03(3.12%) students said **usually** while 03(3.12%) students said **Occasionally/Sometimes**.



It can be said that the teachers illustrate the concepts through examples and applications.

13. The teachers identify your strengths and encourage you with providing right level of challenges.

In answer to this question 94 (97.91%) students said **fully** while 02 (2.08%) students said **reasonably**.



It can be said that the teachers identify students' strengths and encourage them with providing right level of challenges.

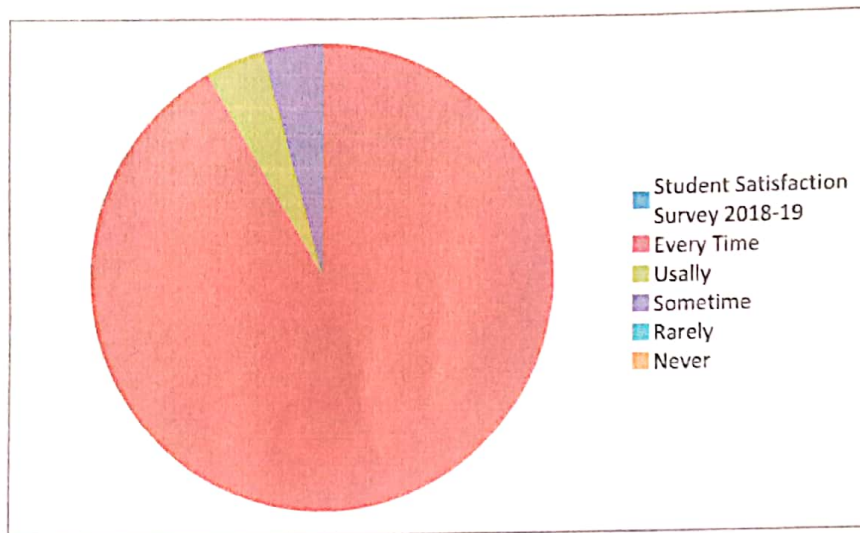


*[Signature]*  
VC PRINCIPAL  
V.T. Choksi Sarvajanik College of Education  
Surat.



14. Teachers are able to identify your weaknesses and help you to overcome them.

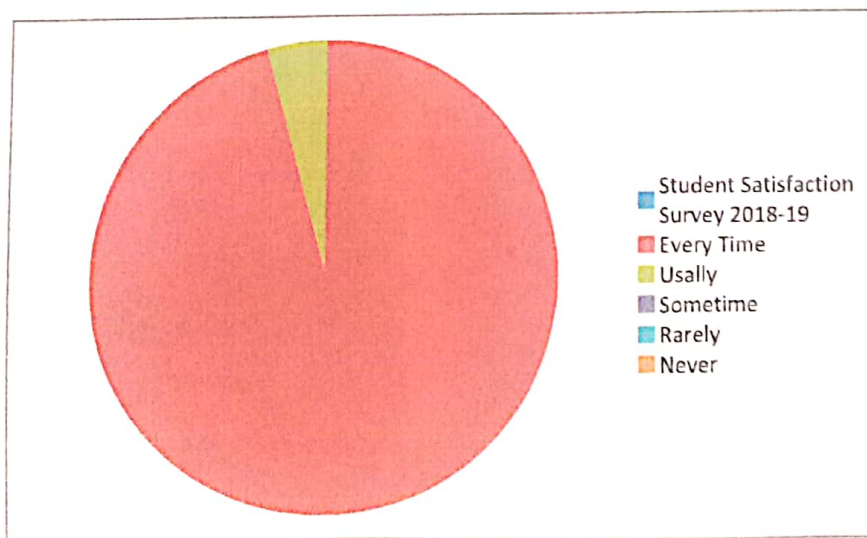
In answer to this question 88 (91.66%) students said **Every time**, 04 (4.16%) students said **usually** while 04 students said **Occasionally/Sometimes**.



It can be said that Teachers are able to identify students' weaknesses and help them to overcome.

15. The institution makes effort to engage students in the monitoring, review and continuous quality improvement of the teaching learning process.

In answer to this question 92 (95.83%) students said **strongly agree** while 04 (4.16%) students said **Agree**.




It can be said that the institution makes effort to engage students in the monitoring, review and continuous quality improvement of the teaching learning process.



*[Signature]*  
VC PRINCIPAL  
V.T. Choksi Sarvajani College of Education  
Surat.

16. The institute/ teachers use student centric methods, such as experiential learning, participative learning and problem solving methodologies for enhancing learning experiences.

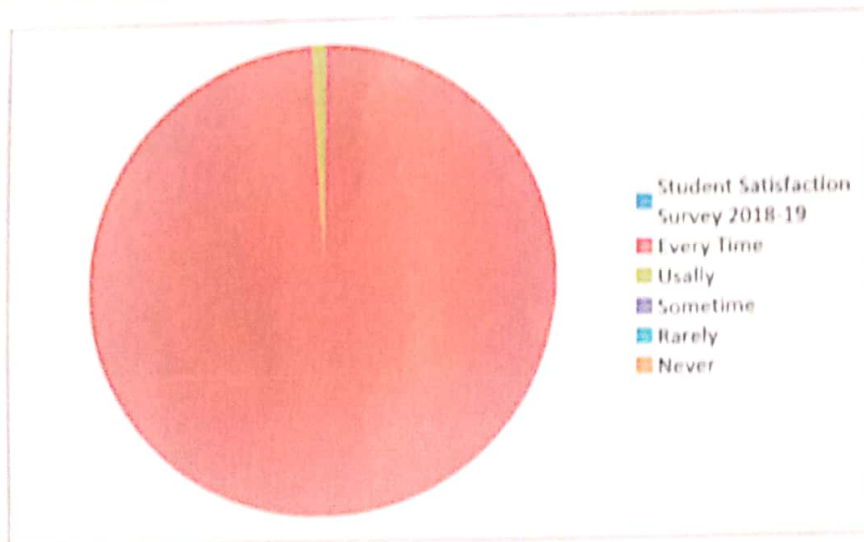
In answer to this question 95 (98.95%) students said To a great extent while 01 (1.04%) students said Moderate,



It can be said that the institute/ teachers use student centric methods, such as experiential learning, participative learning and problem solving methodologies for enhancing learning experiences to a great extent.

17. Teachers encourage you to participate in extracurricular activities.

In answer to this question 95 (98.95%) students said strongly agree while 01 (1.04%) students said Agree,

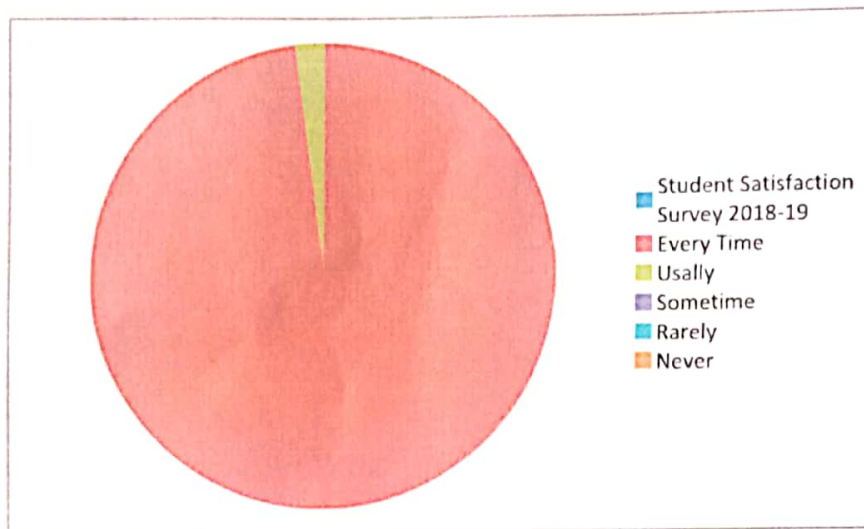


*[Signature]*  
VC PRINCIPAL  
V.T. Choksi Sarvajani College of Education  
Surat.

It can be said that the teachers encourage students to participate in extracurricular activities.

18. Efforts are made by the institute/ teachers to inculcate soft skills, life skills and employability skills to make you ready for the world of work.

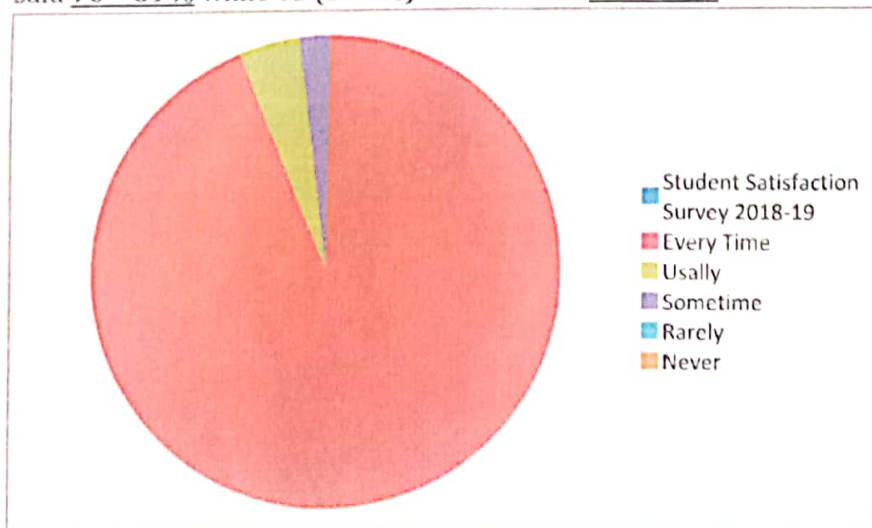
In answer to this question 94 (97.91%) students said to a great extent while 02 (2.08%) students said Moderate.



It can be said that Efforts are made by the institute/ teachers to inculcate soft skills, life skills and employability skills to make students ready for the world of work.

19. What percentage of teachers use ICT tools such as LCD projector, Multimedia, etc. while teaching.

In answer to this question 90 (93.75%) students said above 90%, 04 (4.16%) students said 70 - 89% while 02 (2.08%) students said 50 - 69%.

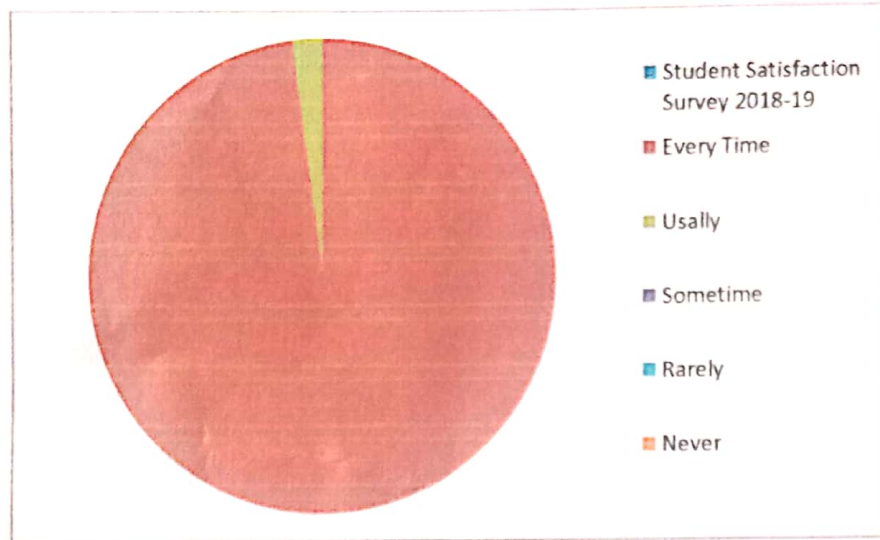


VC PRINCIPAL  
V.T. Choksi Sarvajanik College of Education  
Surat.

It can be said that 90% teachers use ICT tools such as LCD projector, Multimedia, etc. while teaching.

20. The overall quality of teaching-learning process in your institute is very good.

In answer to this question 94 (97.91%) students said **strongly agree** while 02 (2.08%) students said **Agree**.



It can be said the overall quality of teaching-learning process in the institute was very good.



*Choksi*  
VC PRINCIPAL  
V.T. Choksi Sarvajanik College of Education  
Surat.